

## Automated Fault Detection and Location Monitoring of Street Lights in Smart Cities

Pradeep R<sup>1</sup>, Sobiya S<sup>2</sup>, Nukala Kavya<sup>3</sup>, Vuddanti Keshuwardhan<sup>4</sup>

<sup>1,2,3,4</sup>Department of Electronics and Communication Engineering Sri Shanmugha College of Engineering and Technology, Salem, India.

**Emails:** [pradeepr@shanmugha.edu.in](mailto:pradeepr@shanmugha.edu.in)<sup>1</sup>, [sobiyasivakumar79@gmail.com](mailto:sobiyasivakumar79@gmail.com)<sup>2</sup>, [nkavya911@gmail.com](mailto:nkavya911@gmail.com)<sup>3</sup>, [keshuwardhan4299@gmail.com](mailto:keshuwardhan4299@gmail.com)<sup>4</sup>

### Abstract

*This work will implement an automated fault detection and monitoring system for streetlights in smart cities. The system will use smart streetlights with sensors, communication modules, and intelligent controllers to create a sensor network across the city. These sensors, like light intensity, motion, and temperature sensors, will collect real-time data on the status of street lights and the environment. The data will be analyzed by a centralized monitoring system that will use algorithms to detect abnormalities in the sensor data that may indicate faults or malfunctions in the street lighting infrastructure. GPS tracking technology will be used to pinpoint the location of each street light. An automated alert system will notify maintenance teams and city officials through a webpage if a fault is detected. The system will also use historical data to anticipate potential issues before they arise. The benefits of this system include improved energy efficiency, cost savings through timely maintenance, quick response times for fault resolution, and data-driven decisionmaking for urban planning. It will provide real-time information on the status of street lights and their environment, which can be used to optimize energy consumption and reduce costs. The system will also enable city officials to make data-driven decisions for urban planning. Ultimately, this system will help to create smarter and more sustainable cities by enhancing public safety, optimizing energy consumption, and ensuring the reliability of street lighting infrastructure. The system will provide a more efficient and cost-effective approach to street lighting maintenance, leading to better services for citizens.*

**Keywords:** Cc3200 Microcontroller, Smart City Street Lights, Fault Detection, Remote Monitoring.

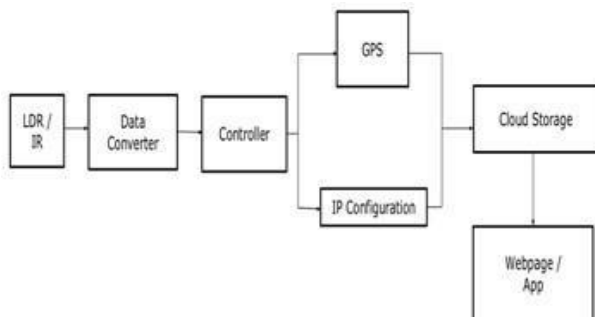
### 1. Introduction

As urban development continues to evolve, smart cities have emerged as a solution to improve the efficiency, sustainability, and quality of life. One crucial aspect of this transformation is the implementation of intelligent street lighting systems. Our project focuses on developing an Automated Fault Detection and Location Monitoring System for Street Lights in Smart Cities. By utilizing the powerful capabilities of the CC3200 microcontroller, our system aims to revolutionize how street lights are managed and

maintained. With our system, cities can ensure optimal performance, save energy, reduce maintenance costs, and improve safety for citizens. Our cutting-edge system utilizes advanced sensor technology to detect faults in street lights. By analyzing the electrical currents flowing through them, we can quickly identify and locate abnormalities like short circuits, open circuits, or abnormal power consumption. But what sets us apart from the competition is our sophisticated algorithms and data analysis [1].

This allows us to pinpoint the exact location of these faults within the city's infrastructure, making repairs quick and efficient. Moreover, our system is designed to be cost-effective and adaptable to various urban environments. Instead of relying on expensive GSM technology, we leverage existing Wi-Fi infrastructure for communication, ensuring seamless integration into the smart city framework. By providing real-time fault detection and location monitoring capabilities, our system empowers city administrators and maintenance personnel to proactively address issues. This minimizes downtime, ensuring the smooth operation of street lighting networks. Our project represents a significant step towards the realization of truly intelligent and responsive urban environments, promoting efficiency, sustainability, and safety.

**Related Words:** IoT (Internet of Things), Embedded systems, Sensor systems, Energy savings, Remote monitoring, Wireless Communication is show in Figure 1.




**Figure1 Basic Block Diagram**

## 2. Proposed Works

- IoT based Automatic Damaged Street Light Fault Detection Management System [2].
- IoT- Based Smart Streetlight Monitoring System with Fault Detection using GSM.
- Smart streetlight system using mobile applications: secured fault detection and diagnosis with optimal powers [3].
- Street Light Controlling and Monitoring of Fault Detection using LoRa.
- Street Light Monitoring and Control System.

- Automatic Street Light Control System Using Microcontroller [4].
- Energy efficiency and pay-back calculation on street lighting systems.
- Improvement the Efficiency of Distribution Network Using an Efficient Lighting System of Streets.
- A Smart Street Light System with Auto Fault Detection.
- Smart city street lighting system quality and control issues to increase energy efficiency and safety.

### 2.1. CC3200 Launch XL



**Figure 2 CC3200 Launch XL**

The CC3200 microcontroller features a comprehensive pin configuration that enables interfacing with various external components and peripherals in Figure 2. The key aspects of the CC3200 pin configuration include:

**GPIO (General Purpose Input/Output) Pins:** These pins can be configured as digital inputs or outputs for interfacing with sensors, actuators, LEDs, and other external devices. The CC3200 provides several GPIO pins, allowing flexibility in hardware interfacing [5].

**Analog Input Pins:** Some GPIO pins on the CC3200 support analog input, enabling the reading of analog signals from sensors such as light sensors (LDRs), temperature sensors, and potentiometers [6].

### Communication Interface Pins:

**UART (Universal Asynchronous Receiver/Transmitter):** Used for serial communication with peripherals and devices. - **SPI (Serial Peripheral Interface):** Enables high-speed communication with SPI-compatible devices like sensors, displays, and memory modules. **I2C (Inter-Integrated Circuit):** Facilitates communication with I2C-compatible devices such as sensors, RTCs (RealTime Clocks), and EEPROMs [7].

**PWM (Pulse Width Modulation) Pins:** Used for generating analog-like output signals with varying duty cycles. PWM pins are commonly used for controlling motor speed, LED brightness, and generating audio tones [8].

**Power and Ground Pins:** These pins provide power supply (VCC) and ground (GND) connections to the CC3200.

**JTAG (Joint Test Action Group) Pins:** Used for debugging and programming the microcontroller. The specific pin configuration and functionalities can vary based on the particular CC3200 development board or module being used [9].

### 2.2. Wi-Fi Module and Switching

The CC3200 integrates a robust Wi-Fi module that enables wireless connectivity for IoT applications. Key points to highlight regarding the Wi-Fi module and switching in a project report include:


- **Wi-Fi Connectivity:** The CC3200's integrated Wi-Fi module supports IEEE 802.11 b/g/n standards, allowing seamless connectivity to Wi-Fi networks. This feature enables the CC3200 to communicate wirelessly with other devices and internet services [10].
- **Switching Modes:**
  - **Station Mode:** The CC3200 can operate as a client in station mode, connecting to an existing Wi-Fi network to access internet services and communicate with remote servers.
  - **Soft AP Mode:** In soft access point (AP) mode, the CC3200 can function as a Wi-Fi hotspot, allowing other devices to connect

directly to it.

- **Concurrent Mode:** The CC3200 supports concurrent mode, enabling it to operate as both a station and an AP simultaneously, facilitating communication between devices.

- **Security Features:** The Wi-Fi module on the CC3200 supports various security protocols such as WPA2, ensuring secure communication over wireless networks [11].

### 2.3. LDR Sensor



**Figure 3 LDR Sensor**

An LDR (Light Dependent Resistor) sensor is a type of electronic component that exhibits changes in resistance based on the intensity of light falling on it. Also known as a photoresistor, the LDR is composed of a semiconductor material whose conductivity increases when exposed to light. This change in conductivity affects the resistance of the LDR, making it a useful sensor for detecting and measuring light levels in various applications. The operation of an LDR sensor is straightforward: when light intensity increases, the resistance of the LDR decreases, and conversely, when light intensity decreases, the resistance increases. This unique property allows the LDR to act as a light sensor, responding to changes in ambient light levels. LDR sensors are commonly used in light-sensitive applications such as automatic street lighting systems, photography exposure meters, and brightness control in displays. In electronic circuits, LDR sensors are typically integrated with other components such as resistors and operational amplifiers to create voltage divider circuits or light-sensitive switches. By monitoring the voltage



across the LDR, the level of incident light can be inferred and used to trigger specific actions or control processes in Figure 3 [12].

#### 2.4. IR Sensor




Figure 4 IR Sensor

An infrared (IR) sensor is a type of sensor that detects infrared radiation emitted from objects in its field of view. These sensors operate by detecting the heat emitted by objects, which corresponds to infrared light in the electromagnetic spectrum. IR sensors are commonly used in various applications, including proximity sensing, object detection, motion detection, and temperature measurement. The basic principle behind IR sensors involves using specialized components such as IR light-emitting diodes (LEDs) and IR photodiodes or phototransistors. The IR LED emits infrared radiation, which is then reflected off nearby objects and detected by the IR photodiode or phototransistor. The amount of infrared radiation received by the sensor changes based on the distance and properties of the object being detected, allowing the sensor to determine the presence, distance, or movement of objects. IR sensors can be classified into active and passive types. Active IR sensors emit and detect infrared radiation, while passive IR sensors only detect infrared radiation emitted by objects. Passive IR sensors are commonly used in motion detectors, where they detect changes in infrared radiation caused by the movement of warm bodies (such as humans or animals) within their detection

range. The output of an IR sensor is typically an electrical signal that varies based on the detected infrared radiation in Figure 4 [13].

#### 2.5. GPS Module



Figure 5 GPS Module

A GPS (Global Positioning System) module is a device that precisely determines its location on Earth by receiving signals from satellites in orbit. These modules operate by detecting radio signals transmitted by GPS satellites, which contain timing and positioning information in Figure 5 [14].

#### 3. Components

**Antenna:** The GPS module is equipped with an antenna, which receives signals from multiple GPS satellites orbiting the Earth.

**Receiver:** Inside the module, there's a receiver that processes the signals received from the satellites. It calculates the distance to each satellite based on the time it takes for the signals to travel from the satellites to the module [15].

**Microcontroller:** A microcontroller processes the data from the receiver and calculates the module's latitude, longitude, altitude, and sometimes even velocity and time.

**Memory:** Some GPS modules have built-in memory to store waypoints, routes, and other navigation data.

**Interface:** Most GPS modules have interfaces for communication with external devices such as microcontrollers, computers, or smartphones. Common interfaces include UART (serial), USB, SPI, and I2C.

**Power Supply:** GPS modules typically require a power supply, usually ranging from 3.3V to 5V, depending on the module's specifications.

**Operation:** The GPS module continuously receives signals from multiple satellites and calculates its position on Earth based on the data received. By triangulating signals from at least four satellites, the module determines its precise location in terms of latitude, longitude, and altitude.

**Accuracy:** The accuracy of a GPS module depends on factors such as the number of satellites in view, signal strength, atmospheric conditions, and the quality of the receiver. Modern GPS modules can achieve accuracies within a few meters under ideal conditions.

**Applications:** GPS modules are used in various applications, including navigation systems, vehicle tracking, asset tracking, drones, smartphones, wearable devices, and IoT devices. They provide accurate location information, enabling users to determine their position anywhere on Earth.

### Conclusion

In conclusion, our project offers a comprehensive solution for enhancing street lighting management in smart cities. By integrating fault detection, location monitoring, and intelligent power-saving capabilities, we have developed a versatile system that promotes energy efficiency and sustainability. The implementation of this power-saving feature underscores our commitment to addressing environmental concerns and reducing energy consumption in urban environments. We believe that our project represents a significant step towards creating more efficient and eco-friendly smart city infrastructure.

### References

- [1]. Ashok Kumar Nanduri, Siva Kumar Kotamraju, G L Sravanthi (2020). "IoT based Automatic Damaged Street Light Fault Detection Management System", *International Journal of Advanced Computer science and applications*.
- [2]. Aarthy, A., & Pradeep, R. (2020). Data Security Using Time Based Publisher Encryption Algorithm. *International Journal of Research in Engineering, Science and Management*, 3(11), 101-104.
- [3]. Vuyyuru Chandra Sekhar, Padamata Neelima, Tatiparthi Anantha Lakshmi, Sodadasu Siromani (2022). "IoT- Based Smart Streetlight Monitoring System with Fault Detection using GSM, 12th IEEE International Conference.
- [4]. Pradeep, R., & Aarthy, A. (2020). A Review of Internet of Things Security Mechanisms. *IJSART*, 6(12), 213-216.
- [5]. M. Kanthi, Ravilla Dilli (2023), "Smart streetlight system using mobile applications: secured fault detection and diagnosis with optimal powers, Volume 4 Issue XII, December 2016.
- [6]. Vidhya, S., Rajesh, R., Rohith, P., Pradeep, R., & Jeevanantham, S. (2023, March). IoT Based Secured Smart Voting System Using Diffie Hellman Algorithm. In *2023 9th International Conference on Advanced Computing and Communication Systems (ICACCS)* (Vol. 1, pp. 48-53). IEEE.
- [7]. Piyushsaini, prateeksaini, Ajaykumarjangid, Udit Mamodiya (2020), "Smart streetlight system using mobile applications: secured fault detection and diagnosis with optimal powers" Vol. 27, No. 9, 2018, pp. 1-16.
- [8]. S. Vidhya, S. Swetha, R. Pradeep, K. Vijay, K. R. Sowmia. (2023). *Recent Trends in Computational Intelligence and Its Application: Proceedings of the 1st International Conference on Recent Trends in Information Technology and its Application (ICRTITA, 22)* (1st ed.). CRC Press.  
<https://doi.org/10.1201/9781003388913>
- [9]. B. Anuradha, R. Pradeep, E. Ahino, A. Dhanabal, R. J. Gokul and S. Lingeshwaran, "Vertical Farming Algorithm using Hydroponics for Smart

- Agriculture," 2023 International Conference on Intelligent Systems for Communication, IoT and Security (ICISCoIS), Coimbatore, India, 2023, pp. 432-437, doi: 10.1109/ICISCoIS56541.2023.10100527.
- [10]. N. Sravani, Y. Latha, G. Nirmala (2021), "Internet of Things in Industries: A Survey" IEEE Transactions on Industrial Informatics, 10(4). doi:10.1109/TII.2014.2300753.
- [11]. Sachin Datta, N S., Abdul Latif Saleem., Sachin, H S., Raja Sagar, R., and Usha, M, S. (2015) "Street Light Monitoring and Control System" International Journal of Engineering and Techniques - Volume 1 Issue 2.
- [12]. Talari, S., Shafie-khah, M., Siano, P., Loia, V., Tommasetti, A., & Catala o, J. P. S. (2017). A review of smart cities based on the internet of things concept. *Energies*, 10(4), 1–23.
- [13]. Subramani, C., Surya, S., Gowtham, J., Chari, S. R., Srinivasan, S., Siddharth, J. P., & Shrimali, H. (2019). Energy efficiency and pay-back calculation on street lighting systems. In *The 11th national conference on mathematical techniques and applications*, AIP Conf. Proc. 2112(1), 1–7.
- [14]. Iqteit, N., & Yahya, K. (2020). Improvement the efficiency of distribution network using an efficient lighting system of streets. In J. H. Manuel, & G. Alfonso, (Eds) *Energy efficiency and sustainable lighting—A bet for the future* (1st ed, pp. 1–14).
- [15]. Avotins, A., Adrian, L. R., Porins, R., Apse-Apsitis, P., & Ribickis, L. (2021). Smart city street lighting system quality and control issues to increase energy efficiency and safety. *The Baltic Journal of Road and Bridge Engineering*, 16(4), 28–57.