

FlowTrack: An AI-Driven Project Management Platform with Immersive User Interface

Prof. Sunil Sable¹, Urvi Sawalkar², Chinmay Tidke³, Vedant Zope⁴, Yash Sitafale⁵

^{1,2,3,4,5} Computer Science Engineering (AI), Vishwakarma Institute of Technology, Pune, India

Emails: sunil.sable@vit.edu¹, urvi.sawalkar24@vit.edu²,

chinmay.tidke24@vit.edu³, vedant.zope24@vit.edu⁴, yash.sitafale241@vit.edu⁵

Abstract

In the modern software development lifecycle, efficient project management is critical for success. Traditional tools often suffer from information overload, complex navigation, and a lack of intelligent insights, leading to decreased productivity. This paper introduces FlowTrack, a next-generation project management platform designed to address these challenges. FlowTrack leverages Artificial Intelligence (AI) to provide actionable insights and automate routine tasks, while offering an immersive, aesthetically pleasing user interface built with modern web technologies. The platform aims to reduce cognitive load through an intuitive visual workspace and introduce AI-driven automation that significantly minimizes manual overhead. This paper details the system architecture, key features, and technical implementation strategy of FlowTrack, demonstrating how it bridges the gap between powerful functionality and user-centric design while maintaining scalability and performance. The study also highlights the importance of real-time collaboration, predictive analytics, and workflow automation in modern project environments.

Keywords: Project Management, Artificial Intelligence, Next.js, User Interface, Web Application, React, Three.js

1. Introduction

Project management tools have evolved significantly from simple spreadsheets to complex Software-as-a-Service (SaaS) platforms like Jira, Asana, and Trello. While these tools offer robust functionality for tracking tasks and managing teams, they often present a steep learning curve [4]. Users frequently face “feature fatigue” and cluttered interfaces, making it difficult to focus on high-priority items. Moreover, the constant need for manual updates not only reduces productivity but also leads to outdated or inaccurate data being stored in the system. In fast-paced development cycles, project managers need tools that can automatically interpret project health, predict risks, and guide the team with intelligent recommendations. FlowTrack aims to solve these problems by integrating an AI assistant directly into the workflow and prioritizing a “premium” visual experience. Unlike traditional tools that act merely as passive data repositories, FlowTrack acts as an active partner in the development process. By utilizing Natural Language Processing (NLP), FlowTrack empowers users to interact with their project data

using natural language queries [5]. This allows even non-technical users to seamlessly extract insights without navigating through multiple dashboards and menus. Additionally, the platform employs modern UI/UX principles, including smooth animations, adaptive layouts, and 3D visualizations, to enhance user engagement and reduce cognitive overload. The immersive interface not only improves accessibility but also helps users visually understand project complexity, progress, and dependencies. The objective of this paper is to present the design, architecture, and implementation details of FlowTrack while highlighting the need for AI-augmented project management platforms.

2. Literature Review

The landscape of Project Management Systems (PMS) has shifted from manual tracking to comprehensive SaaS solutions. Industry leaders like Jira, Trello, and Asana have standardized digital task management [4]. However, despite their widespread adoption, these platforms often introduce significant “feature fatigue.” Research indicates that the

complexity of navigating multilayered menus and dashboards increases cognitive load, distracting users from high-priority execution [4]. A 2024 study by Wellington corroborates this, identifying that manual data entry and interface clutter remain primary causes of reduced productivity in modern development cycles. Simultaneously, the integration of Artificial Intelligence into workflow management is becoming essential. Doe et al. discuss the transition of AI from simple automation to predictive analytics in software engineering [5]. While current tools act as passive data repositories, there is a growing demand for “active” partners—systems capable of using Natural Language Processing (NLP) to interpret user intent and automate routine administrative overhead. Furthermore, the visualization of project data remains largely static. Traditional Gantt charts and Kanban boards often fail to convey the complexity of inter-task dependencies effectively. Modern web technologies, specifically React and Three.js, enable the creation of “immersive” 3D interfaces. FlowTrack leverages these advancements to bridge the gap between powerful AI analytics and user-centric design, offering a solution that is not only functional but visually intuitive.

3. System Architecture

FlowTrack is built on a modern, scalable, and performant technology stack, ensuring a responsive and robust user experience. The architecture is designed to decouple the frontend presentation from the backend logic, allowing for independent scaling and flexible maintenance as the system grows.

3.1. Frontend Framework

The frontend architecture emphasizes high performance, type safety, and a premium user experience through the following components:

3.1.1. Core Framework:

- Next.js 15 (App Router): Utilized for its Server-Side Rendering (SSR) and Static Site Generation (SSG) capabilities, ensuring high performance and SEO optimization.
- React 19: The latest version of the library is used for building the component-based user interface.
- TypeScript: Ensures type safety and code maintainability throughout the application,

reducing runtime errors [6 – 10].

3.1.2. Styling & UI:

- Tailwind CSS v4: Employed for utility-first styling, allowing for rapid and consistent design implementation.
- Shadcn UI & Radix UI: Provides accessible, unstyled primitive components that are customized to fit the project’s premium design aesthetic.
- Framer Motion: Integrated for creating fluid, complex animations to enhance user engagement and interaction.
- Three.js (@react-three/fiber): Used for rendering immersive 3D data visualization elements.

3.1.3. State Management & Features:

- React Hooks: Built-in hooks (useState, useEffect, useContext) are primarily used for local and global state management, keeping the data flow lightweight.
- AI Integration: The frontend connects with AI services to provide natural language processing and automated task generation.
- Responsive Design: The UI is built to be fully responsive, ensuring usability across various devices.

3.2. Backend and Database Architecture

The system employs a hybrid database strategy and a serverless backend to manage real-time interactions and AI processing efficiently.

3.2.1. Framework & Runtime:

- Next.js 15 with App Router: Uses React Server Components for optimized performance.
- TypeScript: Ensures strict type safety across the backend logic.
- Serverless API: Endpoints are located in `src/app/api/`, providing a scalable architecture that adjusts to request load.

3.2.2. Key Backend Services: Authentication:

- Firebase Authentication: Handles primary user management.
- Session Management: Utilizes the better-auth library.
- OAuth Integration: Enables sign-in and synchronization with Google Calendar and

Meet[11 – 15].

Third-Party Integrations:

- Google Generative AI (Gemini 1.5 Flash): Processes project data to provide insights, task analysis, and automation.
- Google APIs: Facilitates meeting scheduling and integrations.
- Resend API: Manages transactional email notifications for reminders and due dates.

3.2.3. API Structure: The backend exposes specific endpoints to handle application modules:

- /api/auth: Authentication management.
- /api/workspaces: CRUD operations for workspaces.
- /api/projects & /api/tasks: Project and task tracking.
- /api/meetings: Scheduling via Google Calendar.
- /api/ai/chat: AI assistant chat interface.
- /api/cron: Scheduled jobs for automated reminders.

3.2.4. Database Architecture: FlowTrack uses a specialized multi-database approach:

- Primary Database (MongoDB Atlas): A cloud-hosted NoSQL database (TLS encrypted). It stores users, workspaces, projects, tasks, meetings, ai conversations and ai actions for AI history.
- File Storage (Supabase): Dedicated storage for documents and media using the workspace-files bucket. It supports path-based organization.
- Real-Time Features (Firebase Firestore): Used for high-frequency data such as chat messages, live collaboration presence, and notifications.

3.2.5. Data Flow:

Requests originate from the client and pass through Next.js API routes. Depending on the request type, the backend interacts with MongoDB (structured data), Supabase (files), or Firebase (real-time chat). For AI tasks, the backend fetches workspace context from MongoDB and sends it to the Gemini API, returning the processed insight to the client[16 – 18].

3.3. System Workflow

The FlowTrack system operates through a bidirectional flow of information between the user, frontend, backend, and AI layers. Fig. 1 shows the system pipeline that ensures efficient data processing, low latency, and secure interactions. The following steps describe the workflow As shown in Figure 1 FlowTrack System Workflow: Interaction between Frontend, Backend, and AI Services

Workspace & Task Management Flowchart

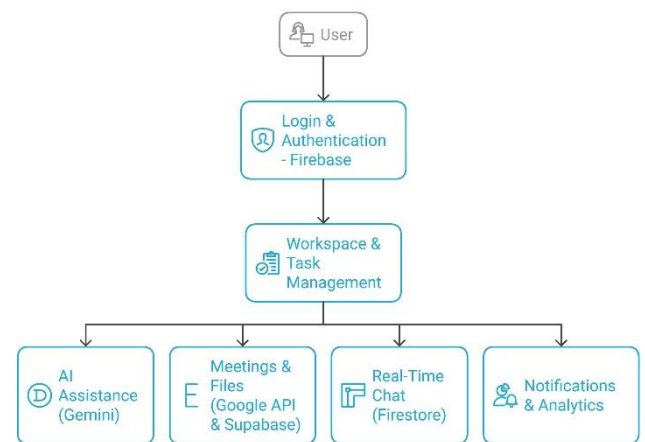


Figure 1 FlowTrack System Workflow: Interaction between Frontend, Backend, and AI Services

- Users interact with the Next.js frontend, performing actions such as creating tasks, updating workflows, or querying the AI assistant.
- The frontend sends requests to the API Routes, where request validation and processing occur.
- A Firebase-based authentication middleware verifies the identity and roles of each user.
- Validated requests interact with MongoDB or Firebase depending on the type of data being accessed.
- Complex queries requiring inference are forwarded to the AI Service Layer (LLM), which interprets context and returns actionable insights, Figure 3 Kanban Board for task management with drag-and-drop workflow.

- The processed data is returned to the frontend, where it is displayed through dynamic UI components, Figure 2 FlowTrack Dashboard showing real-time metrics and activity timeline, Figure 4 AI Assistant interface providing task summarization and insights

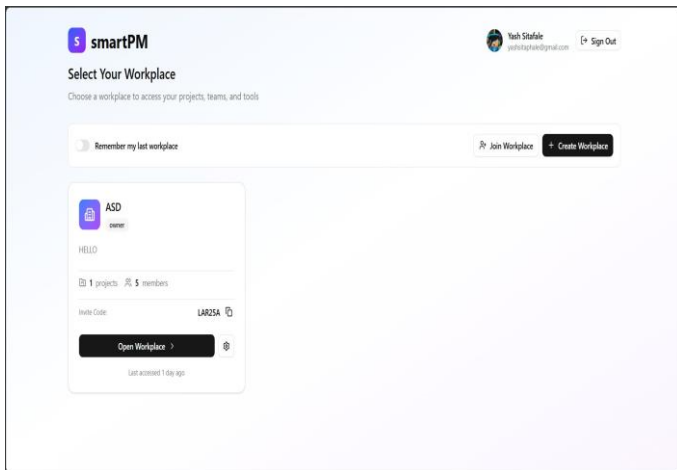


Figure 2 FlowTrack Dashboard showing real-time metrics and activity timeline

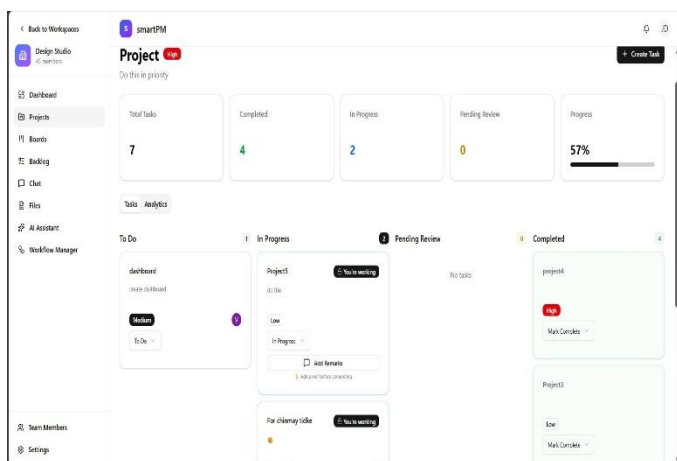


Figure 3 Kanban Board for task management with drag-and-drop workflow

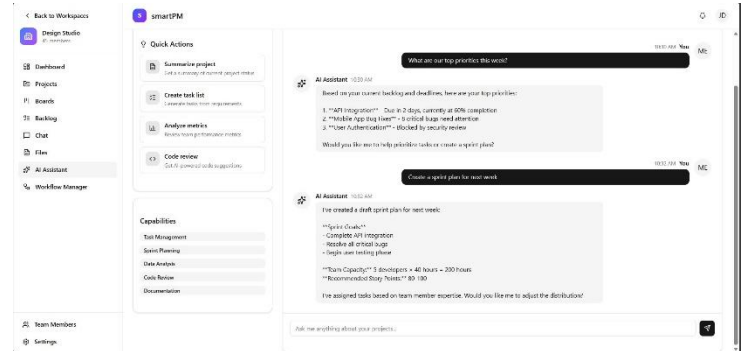


Figure 4 AI Assistant interface providing task summarization and insights

supports filtering, sorting, and real-time updates to ensure all team members have access to current information. Fig. 4 illustrates the AI Assistant interface, which represents one of FlowTrack’s most innovative features. The assistant provides natural language interaction capabilities, enabling users to query project data, receive task summaries, and obtain intelligent recommendations without navigating through complex menu structures. This interface demonstrates how AI integration can simplify project management workflows.

4. Proposed System Features

FlowTrack introduces multiple intelligent features designed to automate daily project workflows and enhance productivity across teams.

4.1. AI-Powered Assistant

The core AI assistant interprets natural language queries and helps users interact with the project without navigating complex menus. It performs a variety of actions:

- **Task Summarization:** Automatically summarizes progress, pending tasks, and upcoming deadlines.
- **Risk Detection:** Identifies potential delays by analyzing patterns in task completion and worker activity.
- **Automated Task Generation:** Converts unstructured user stories into detailed tasks with estimated workloads.
- **Team Sentiment Analysis:** Reviews team communication data to identify stress or burnout indicators.

4.2. Smart Dashboard

The dashboard acts as the central hub and provides users with real-time visibility of workspace metrics. It includes:

- Real-time statistics such as active tasks, blocked tasks, and weekly productivity trends.
- Visual data representations through charts, interactive heatmaps, and performance indicators.
- Team availability and workload distribution that helps managers perform effective resource planning.

4.3. Visual Workspace

FlowTrack provides a highly visual task environment that goes beyond simple task lists:

- Kanban Boards: Intuitive drag-and-drop task move-ments across workflow stages.
- Interactive Backlogs: Enables backlog refinement, pri-oritization, and sprint planning.
- File Management: Stores project documents and assets with version tracking and task linkage.

5. Implementation Details

The application follows a modular and component-driven architecture that focuses on scalability, maintainability, and developer productivity.

5.1. Component Structure

Each module of FlowTrack is divided into feature-specific directories. This ensures that UI logic, API services, data models, and tests for each module remain organized and easily maintainable. Component reusability is encouraged through a shared UI library, which contains buttons, inputs, modals, cards, and motion-enabled interactive elements.

5.2. State Management

FlowTrack uses a hybrid state management strategy:

- Local state using React Hooks for UI-level interactions.
- Server-state handled by TanStack Query, which syn-chronizes backend data in real-time and caches heavy computations.
- Optimistic updates ensure instant UI responsiveness be-fore server confirmation.

5.3. Performance Optimization

To maintain the immersive experience while ensuring high performance:

- Lazy Loading: Heavy components such as charts and 3D scenes are loaded on demand.
- Code Splitting: Automatically performed by Next.js route-level bundling.
- Optimized Rendering: RSC architecture reduces hydra-tion bottlenecks on the client.
- Image Optimization: All images are served through the optimized Next.js pipeline.

6. Future Scope

FlowTrack is designed with extensibility in mind. Several future enhancements are planned:

- Predictive Delay Analytics: ML-based prediction of task completion and sprint performance.
- Voice-Based Controls: Allow users to control their work-flow via voice commands.
- Offline Mode: Enabling offline edits with automated sync when connectivity resumes.
- AI-Driven Resource Allocation: Automatic assignment of tasks based on skill and availability.

Conclusion

FlowTrack represents a modern step forward in project management software, combining AI-enhanced intelligence, immersive UI design, and scalable architecture. It addresses key limitations of traditional tools by enabling natural lan-guage interaction, smart automation, and real-time insights. Through its hybrid backend, modular frontend, and integrated AI components, the platform provides teams with the tools required to manage projects more efficiently and with im-proved clarity. The system demonstrates that future project management tools must combine automation, visualization, and intelligence to remain competitive and user-friendly.

References

- [1]. Next.js Documentation. [Online]. Available: <https://nextjs.org/docs>
- [2]. React Documentation. [Online]. Available: <https://react.dev>
- [3]. Tailwind CSS Documentation. [Online]. Available: <https://tailwindcss.com/docs>
- [4]. "The State of Project Management 2024,"

- Wellington, 2024.
- [5]. J. Doe et al., “Artificial Intelligence in Software Engineering,” *IEEE Transactions on Software Engineering*, vol. 45, no. 1, pp. 1-15, 2023.
- [6]. P. Lencioni, *The Five Dysfunctions of a Team: A Leadership Fable*. Jossey-Bass, 2002.
- [7]. E. Salas, D. E. Sims, and C. S. Burke, “Is there a ‘Big Five’ in teamwork?” *Small Group Research*, vol. 36, no. 5, pp. 555–599, 2005.
- [8]. K. Beck, *Extreme Programming Explained: Embrace Change*. Addison Wesley Professional, 2004.
- [9]. A. N. Meyer and G. C. Murphy, “Software team productivity and the impact of interruptions,” *IEEE Transactions on Software Engineering*, vol. 41, no. 6, 2015.
- [10]. V. Rindova and L. Martins, “Show me the noise: Cognitive overload in digital workspaces,” *Academy of Management Review*, 2018.
- [11]. J. Pater and E. Mynatt, “Defining task context in collaborative systems,” in *CSCW Proceedings*. ACM, 2017.
- [12]. J. K. Pinto and D. P. Slevin, “Critical success factors across the project life cycle: Definitions and measurement techniques,” *Project Management Journal*, vol. 19, no. 3, pp. 67–75, 1988.
- [13]. P. Dragicevic et al., “Effects of information density on user performance,” *International Journal of Human–Computer Studies*, 2020.
- [14]. Q. Li et al., “AI-driven estimation frameworks in agile development,” *IEEE Access*, vol. 8, 2020.
- [15]. A. Hassan, “Predictive analytics for sprint planning,” *Journal of Systems and Software*, vol. 155, 2019.
- [16]. J. R. Katzenbach and D. K. Smith, *The Wisdom of Teams: Creating the High-Performance Organization*. Harper Business, 2005.
- [17]. S. A. Mohrman, S. G. Cohen, and A. M. Mohrman, *Designing Team Based Organizations*. Jossey-Bass, 1995.
- [18]. J. R. Hackman, “The psychology of team autonomy,” *Organizational Behavior and Human Decision Processes*, 2002.